


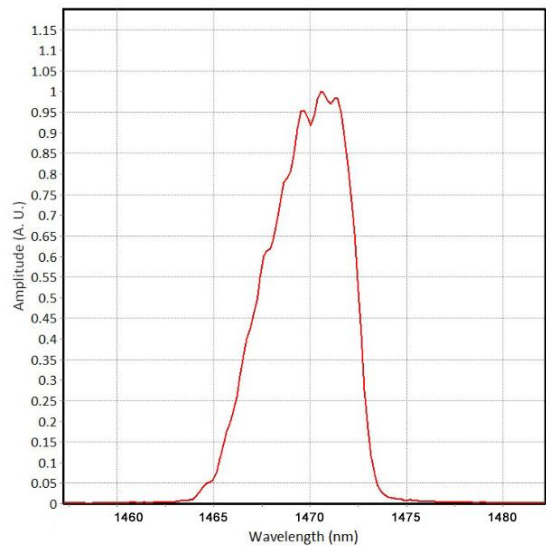
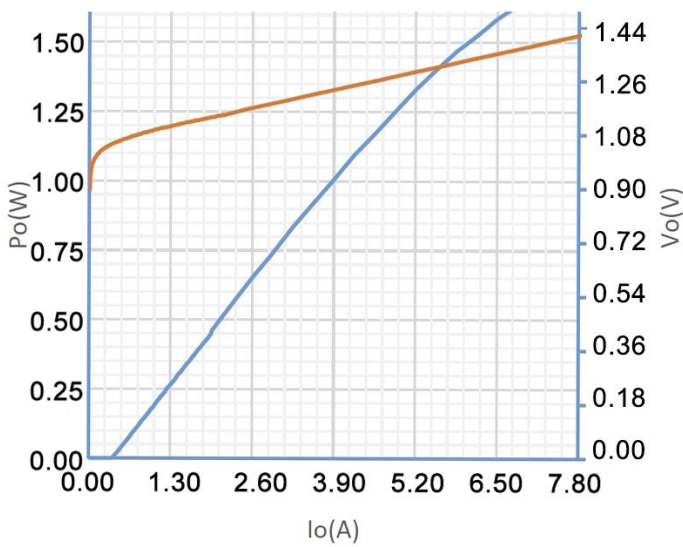
1470nm 1.5W Diode Laser Module

R1470±10-1.5WF-15HHL-PT



Feature
Output power: 1.5W
Wavelength: 1470±10nm
Fiber core: 105µm
Numerical aperture: 0.22NA
Application
Medical use

1470nm 1.5W Characteristics(25°C)





Typical Device Performance(25°C)

Parameter		Symbol	Typical value	Unit
			R1470±10-1.5WD-14HHL-PT	
Optical	CW output power	P_{op}	1.5	W
	Center wavelength	λ_c	1470±10	nm
	Temperature drift of wavelength	$\Delta\lambda/\Delta T$	0.3	nm/°C
Electrical	Threshold current	I_{th}	0.50	A
	Operating current	I_{op}	6.10	A
	Operating voltage	V_{op}	1.42	V
	Slope efficiency	η_{es}	0.27	W/A
	TEC max current	I_{tmax}	6.0	A
	TEC max voltage	V_{tmax}	9.8	V
Fiber	Fiber core	d_{core}	105	μm
	Fiber cladding diameter	d_{clad}	125	μm
	Fiber buffer diameter	d_{buffer}	250	μm
	Numerical aperture	NA	0.22	-
	Connector	-	SMA905	-

Other parameters

Parameter	Operating Temperature /°C	Operating Relative Humidity /%	Storage Temperature /°C	Storage Relative Humidity /%	Lead Soldering Temperature(max/°C)
Min	10	-	-20	-	-
Max	30	75	80	70	250(10Sec.)

Package Dimensions(mm)

Pin	Function	Pin	Function
1	Case	9	-
2	Laser(+)	10	-
3	Thermistor	11	-
4	Thermistor	12	-
5	Laser(-)	13	Aiming Beam LD(+)
6	PD(P)	14	Aiming Beam LD(-)
7	PD(N)	15	TEC(+)
8	TEC(-)		

